

X-Cite®

Fluorescence Illumination • In Control

X-Cite 120Q and X-Cite 120PC Q

The Standard in Fluorescence Illumination

Pre-Aligned Intelli-Lamp® System

2000-Hour Lamp Life Warranty

No Heat Transferred to Microscope

Superior Illumination Uniformity

The X-Cite® series has been engineered specifically to let you focus your energy where it belongs – on the best possible results. With the X-Cite 120Q and 120PC Q you get all the convenience and control of the original X-Cite, but now with even quieter operation.



X-Cite 120Q and X-Cite 120PC Q

The Evolution of Fluorescence Illumination Technology

The Preferred Choice of Life Science Researchers

With customers worldwide, the unique X-Cite light sources are the illumination standard in leading edge research. In renowned university imaging laboratories, clinical hospital applications, pharmaceutical research and diagnostic testing, X-Cite is the preferred choice.

Quietest X-Cite Ever

We have taken your requests for a more comfortable working environment seriously. We have made improvements to our design to reduce acoustic noise without sacrificing performance or reliability. With a 65% (9dB SPL) reduction*, the X-Cite 120Q and X-Cite 120PC Q are now the quietest X-Cite systems ever!

*Comparison of XI120 / XI120PC vs. XI120Q / XI120PC Q.

Patented Intelli-Lamp Technology

At the heart of the X-Cite system is our unique Intelli-Lamp® technology.

Long-life Lamp – Guaranteed!

With a 2000-hour warranty and a typical lamp life of over 2500 hours, the powerful 120W X-Cite lamp has ten times the life span of a conventional mercury lamp, saving you time and reducing operating costs.

Hot-Strike Prevention

Hot strikes shorten lamp life and cause premature intensity degradation. The Intelli-Lamp continually monitors lamp temperature, preventing restrikes until the lamp cools to a 'safe-to-restart' state.

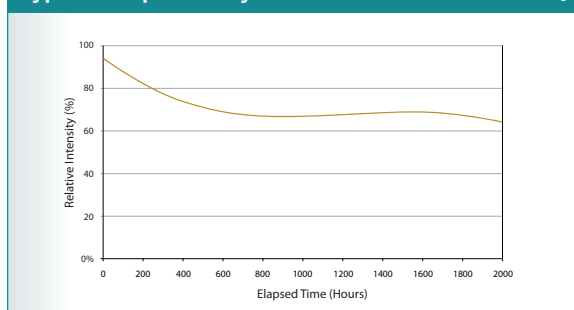
Intensity Adjustment

X-Cite is available with a built-in 5-step iris for adjusting intensity to optimize specimen illumination and to help minimize photobleaching of fluorophores. With settings of 100%, 50%, 25%, 12%, and 0%, this is a standard feature of the X-Cite 120PC Q and optional for the X-Cite 120Q.

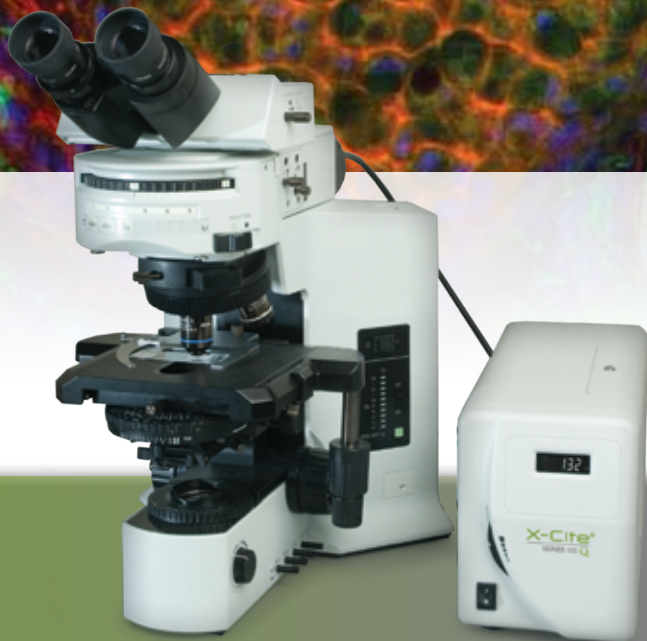
PC Control

X-Cite 120PC Q has the added flexibility of being both manual and computer controllable. The straightforward RS232 command set easily allows integration into automated systems and commercially available imaging software platforms.

Typical Lamp Intensity Over Lifetime for X-Cite 120Q



Science

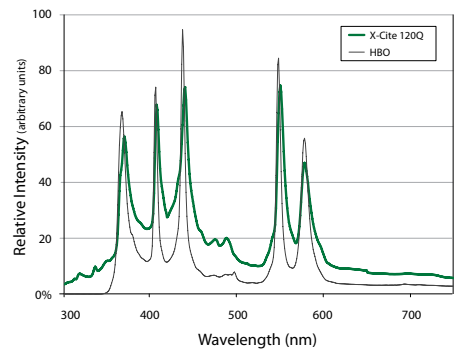


A Rich Spectrum and a Bright Idea

Experience the rich spectral excitation provided by the X-Cite Intelli-Lamp.

The powerful 120W lamp used in the X-Cite 120Q provides excitation intensity comparable to, or better than, conventional mercury arc lamps, with an added benefit: the richer spectrum excites more fluorophores.

Relative Output X-Cite 120Q vs. HBO 100



Optimized Microscope Adaptor Optics

X-Cite adaptor optics are designed and tested specifically for each microscope model to optimize intensity and provide superior illumination uniformity. With a wide selection of adaptors available, X-Cite is compatible with all major microscope brands.

Pre-Aligned & Focused - Easier to Install

The days of difficult and cumbersome lamp changes and alignments are behind you. The X-Cite adaptor attaches easily onto your existing microscope light port, and when the bulb needs changing, simply remove the old one and snap the new one in place – it's that easy.

Heat and Vibration Reduction

The X-Cite unit connects to your microscope with a liquid light guide. Remote placement of the unit ensures that no heat or vibration is transferred to the microscope and allows you to optimize valuable workspace.

Safety First

All X-Cite products are designed with safety in mind, from the safety interlock switches and light shields to help protect against accidental UV/bright light exposure to meeting strict international safety standards for laboratory equipment.



X-Cite - A Trusted Product Family

X-Cite is a product family of illumination and measurement solutions designed especially for fluorescence microscopy. Whether you are observing fixed or live cells, X-Cite offers a complete range of lamp and LED products that optimize imaging and ensure greater data reliability.

From our standard X-Cite120Q model used for routine assays, to our most advanced X-Cite XLED1 with sophisticated automation and control options for high-speed automated live cell imaging, X-Cite has the right fluorescence illumination solution for your application.

For further details on the full range of X-Cite products, visit our website at www.excelitas.com.

FEATURES	BENEFITS
Pre-Aligned Lamp	Easy lamp replacement - no alignment required
2000 Hour Lamp Life, Guaranteed	Fewer lamp replacements saves time and reduces operating costs
Intelli-Lamp Technology	Maintains optimum lamp temperature, automatically accumulates lamp hours
Light Guide Attachment	No heat or vibration from the X-Cite is transferred to the microscope Allows for remote placement of unit
Powerful 120W Lamp	Rich spectrum with high excitation intensity
Coupling Adaptor Optics	Uniformly illuminated field of view Available for all major microscope brands
Adjustable Iris (100%, 50%, 25%, 12%, 0%)	Adjust light intensity to optimize specimen illumination and minimize photobleaching

Additional Features on X-Cite 120PC Q model only

RS232 Communication	PC control of lamp, iris and shutter; integratable with automated systems and commercially available imaging software platforms
Software Interface	Simple to use for remote operation and diagnostics
Shutter (200ms response time) and Timer	Control sample exposure time, minimize photobleaching
Foot Pedal Shutter Control	Convenient hands-free operation

TECHNICAL SPECIFICATIONS

	X-Cite 120Q	X-Cite 120PC Q
Includes	Lamp module, liquid light guide with adaptor, grounded and shielded power cord and manual	Lamp module, liquid light guide with adaptor, software CD, grounded and shielded power cord, 9-pin serial cable, manual and quick start guide
Lamp	Proprietary 120W Mercury Vapor Short Arc	
Lamp Life	2000 hours guaranteed; 2500 hours typical	
Power Supply	High efficiency, switch mode, line isolated, 90-264 VAC, 47-63 Hz, universal input	
Warm-Up Period	90 seconds (typical)	
Panel Controls	Power on/off Intensity adjustment (if applicable)	Power on/off, mode select, adjust up/down, start/stop
Panel Displays	Accumulated lamp hours, lamp status messages	Iris setting (100%, 50%, 25%, 12%, 0%), accumulated lamp hours, exposure time (0.2-999.9 sec), lamp on, shutter open, lamp/shutter status messages
Weight	6.7 lbs. (3.04 kg)	7 lbs. (3.18 kg)
Dimensions	L x W x H: 13.5" x 5.5" x 6.5" (34.5 cm x 14 cm x 16.5 cm)	
Worldwide Certifications	CE Marked, Certified to IEC, Canadian and US Standards	
Warranty	1 year (excluding lamp and light guide)	



www.excelitas.com
x-cite@excelitas.com

2260 Argentia Road
Mississauga, Ontario
L5N 6H7 CANADA

Telephone: +1 905 821-2600
Toll Free (USA and CAN): +1 800 668-8752
Fax: +1 905 821-2055



www.MicroscopeWorld.com
800-942-0528
info@microscopeworld.com