

# VisiLED Controller

for stereo microscopy



The VisiLED Controllers MC 1100 and MC 1500 are the core of the VisiLED system. The compact MC 1100 allows the setting of various illumination parameters, including light intensity, segment modes and change of illumination direction, while the MC 1500 offers this for two light heads simultaneously.

### Features:

- Preset segment modes plus rotation option.
- Extra-fine smooth dimming.
- MC 1500 offers an external trigger to start strobe function frequencies between 15-5 KHz.
- MC 1500 offers optional PC control via RS 232 & footswitch control.

### Advantages:

- Advanced setting options for optimum contrast.
- Ergonomics and blindfold operation.
- MC 1500 model offers control of two channels.
- Save up to four complex illumination scenarios with MC 1500.

## Types and compatibility

Controller	MC 1100	MC 1500
Part No.	400.080	400.000
Dimensions (W x D x H) (mm)	90 x 152 x 25 3.54" x 5.98" x 0.98"	153 x 110 x 40 6" x 4.3" x 1.58"
Connectors on backside	<ul style="list-style-type: none"> <li>• DC In</li> <li>• 1 Lighthead Connector</li> <li>• ESD plug</li> </ul>	<ul style="list-style-type: none"> <li>• DC In</li> <li>• RS232 Interface</li> <li>• 2 Lighthead Connectors</li> <li>• 1 Footswitch</li> <li>• 1 Trigger</li> </ul>
Weight, approx. (kg)	0.17	0.65
Cooling	Convection	Convection
<b>Power supply unit</b>		
Part. No.	400.050	
Operating voltage, frequency	Input 100–240V AC, 50/60 Hz	
Input voltage (V)	21-24 DC	
Power consumption, max. (VA)	40	
Protection class power supply	I	
Protection class controller	III	
Overvoltage category	II	
<b>Certificates</b>		
Conformity	CE, UKCA (power supply unit CE, UL, PSE)	
EMC-class	B	

## Accessories:

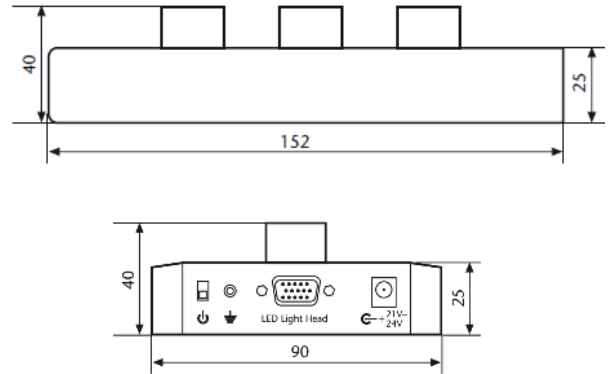
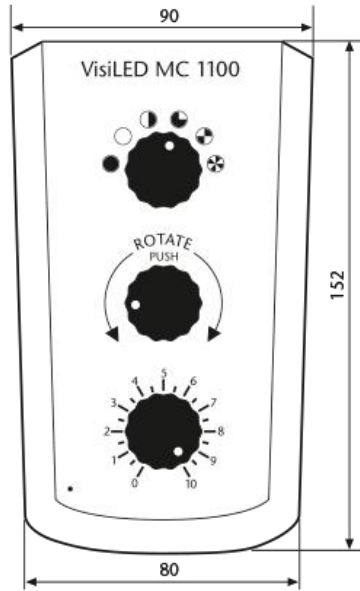
Power cord 1.8 m	
EU Plug: IEC-C13 to CEE 7/7	400.051
US Plug: IEC-C13 to NEMA 5-15	400.052
UK Plug: IEC-C13 to BS 1363	400.053
Swiss Plug: IEC-C13 to SEV1011	400.054

Note: country specific power cord must be ordered separately!

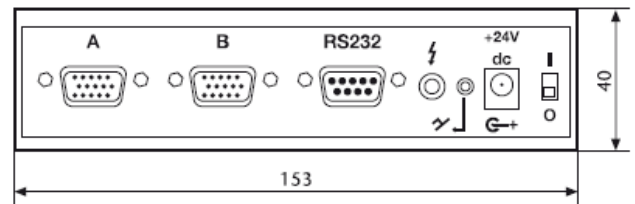
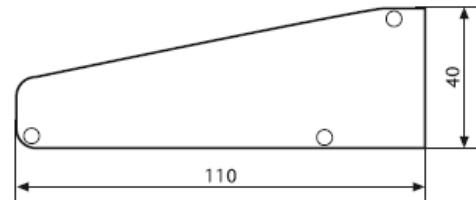
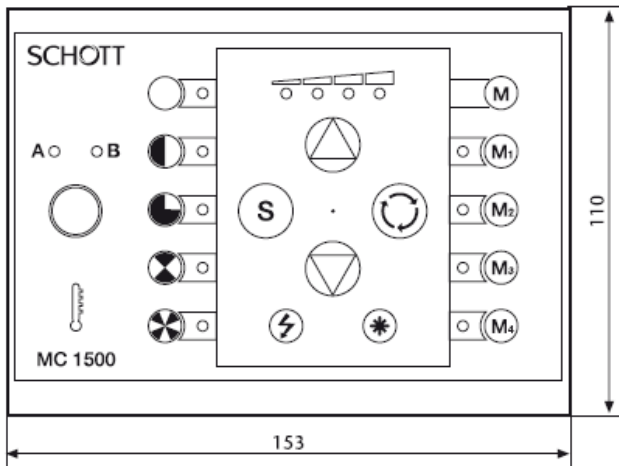
We provide a variety of accessories for our VisiLED Series. For details please refer to our system diagrams or according datasheets.



# Dimensions



VisiLED Controller MC 1100



VisiLED Controller MC 1500

Pictures are provided for illustration purposes only, and may not provide an accurate reflection of the actual product.



MicroscopeWorld

info@microscopeworld.com | 800-942-0528

All specifications are subject to change without prior notice. This datasheet or any extracts thereof may only be used in other publications with express permission of SCHOTT. © SCHOTT AG

Lighting and Imaging  
**SCHOTT AG**  
 Hattenbergstrasse 10  
 55122 Mainz  
 Germany  
 Phone: +49 (0) 6131/66-7796  
 Fax: +49 (0) 6131/66-7850  
 info.microscopy@schott.com  
 www.schott.com/microscopy

